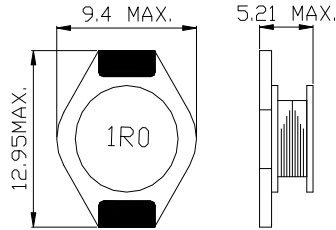



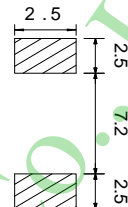
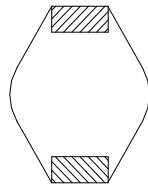
Inductance Range: 1.0μH~1000μH
Temperature Range: -40℃~+125℃

PEDBE1205-Series

DIMENSIONS(mm)



LAND PATTERNS(mm) CONSTRUCTION



FEATURES:

- ★Quantity / Reel: 1000pcs
- ★High current & low DCR, Elliptic 9.4mm*12.95mm, Height 4.8mm Type.
- ★The use of carrier tape package for SMT reflow soldering process
- ★Widely use in DC-DC converter/LCD TV/Notebook/ PDA /Digital camera/DVD etc.
- ★Design to customer requirement

RoHS Compliant(SGS Certified Result)				
Pb	Cd	Cr+6	PBBs	PBDEs
<1000ppm	ND	ND	ND	ND

Electrical Characteristics:

Part Number	Test Condition	Inductance (μH)	Tolerance (%)	D.C.R(mΩ) Max.	Rated Current	
					Isat(A)	Irms(A)
PDBE1205-1R0M	100KHz/1.0V	1.0	±20	9.0	9.00	6.80
PDBE1205-1R5M	100KHz/1.0V	1.5	±20	10.0	8.00	6.40
PDBE1205-2R2M	100KHz/1.0V	2.2	±20	12.0	7.00	6.10
PDBE1205-3R3M	100KHz/1.0V	3.3	±20	15.0	6.40	5.40
PDBE1205-4R7M	100KHz/1.0V	4.7	±20	18.0	5.40	4.80
PDBE1205-6R8M	100KHz/1.0V	6.8	±20	27.0	4.60	4.40
PDBE1205-100M	100KHz/1.0V	10	±20	38.0	3.80	3.90
PDBE1205-150M	100KHz/1.0V	15	±20	46.0	3.00	3.10
PDBE1205-220M	100KHz/1.0V	22	±20	85.0	2.60	2.70
PDBE1205-330M	100KHz/1.0V	33	±20	100	2.00	2.10
PDBE1205-470M	100KHz/1.0V	47	±20	140	1.60	1.80
PDBE1205-680M	100KHz/1.0V	68	±20	200	1.40	1.50
PDBE1205-101M	100KHz/1.0V	100	±20	280	1.20	1.30
PDBE1205-151M	100KHz/1.0V	150	±20	400	1.00	1.00
PDBE1205-221M	100KHz/1.0V	220	±20	610	0.80	0.80
PDBE1205-331M	100KHz/1.0V	330	±20	1020	0.60	0.60
PDBE1205-102M	100KHz/1.0V	1000	±20	3000	0.30	0.30

- 1、 Inductance is measured with a LCR meter:HP4284A & 3532-50 or equivalent.
- 2、 D.C .R is measured with a Digital Multimeter TH2512B or equivalent.
- 3、 The Isat is the current at which the inductance decreases by 10% from the initial value
- 4、 The Irms by Stand-Type is the current at which the temperature rise is ΔT≤40℃, whichever (Ta=20℃)